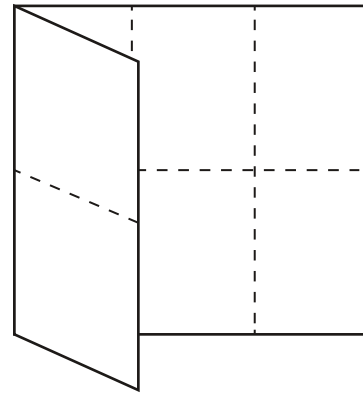
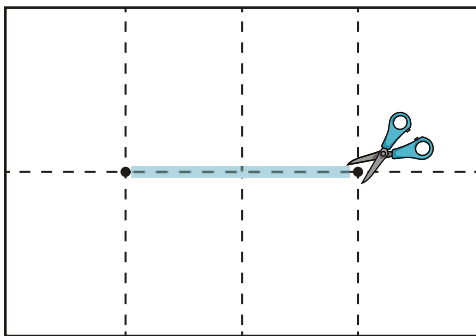


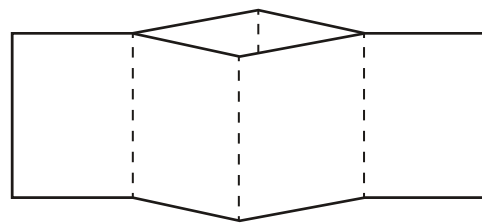
Fold your sheet in half both ways. There are lines on the booklet to help guide you.



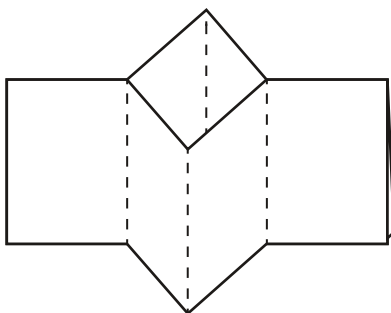
Lay your paper flat again and fold both of the short edges into the centre.



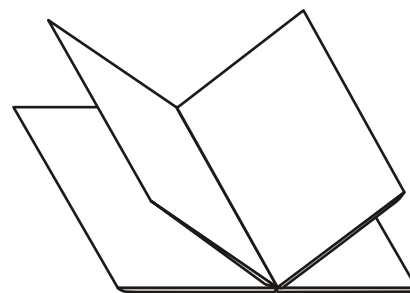
Using scissors, carefully cut along the centre fold.




Fold the paper in half long ways, then pull the cut open.



Push the sides together, closing the gap you have cut.



Fold the pages round so the cover is at the front. If you want your book to be extra strong, glue the insides of the pages so it holds its shape.





# The Falling Boy

## Wordsearch

T	R	E	S	P	A	S	S	I	N	G	N	E
D	J	P	A	E	U	C	O	P	D	C	O	H
F	A	L	L	I	N	G	B	O	Y	J	T	V
X	I	C	L	F	E	E	C	W	U	U	E	U
W	O	F	H	S	I	P	G	E	F	F	B	T
J	J	A	X	O	I	O	C	N	Y	A	O	P
H	O	K	F	H	R	U	O	N	C	N	O	E
A	H	F	U	W	A	U	U	P	E	T	K	F
L	N	O	F	D	E	E	S	L	Y	H	D	P
T	S	C	H	A	P	E	L	F	J	O	E	I
A	O	T	E	W	A	R	H	M	A	N	N	I
R	N	S	P	N	Y	E	G	E	I	Y	E	Z

ALTAR  
ANTHONY  
CHAPEL  
CHORUS

DAWN  
DENE  
FALLING BOY  
JET

JOFF  
JOHNSON  
NOTEBOOK  
TRESPASSING



SCAN ME

Discover more books at  
[HachetteChildrens.co.uk](https://www.HachetteChildrens.co.uk)



Discover more resources at  
[HachetteSchools.co.uk](https://www.HachetteSchools.co.uk)

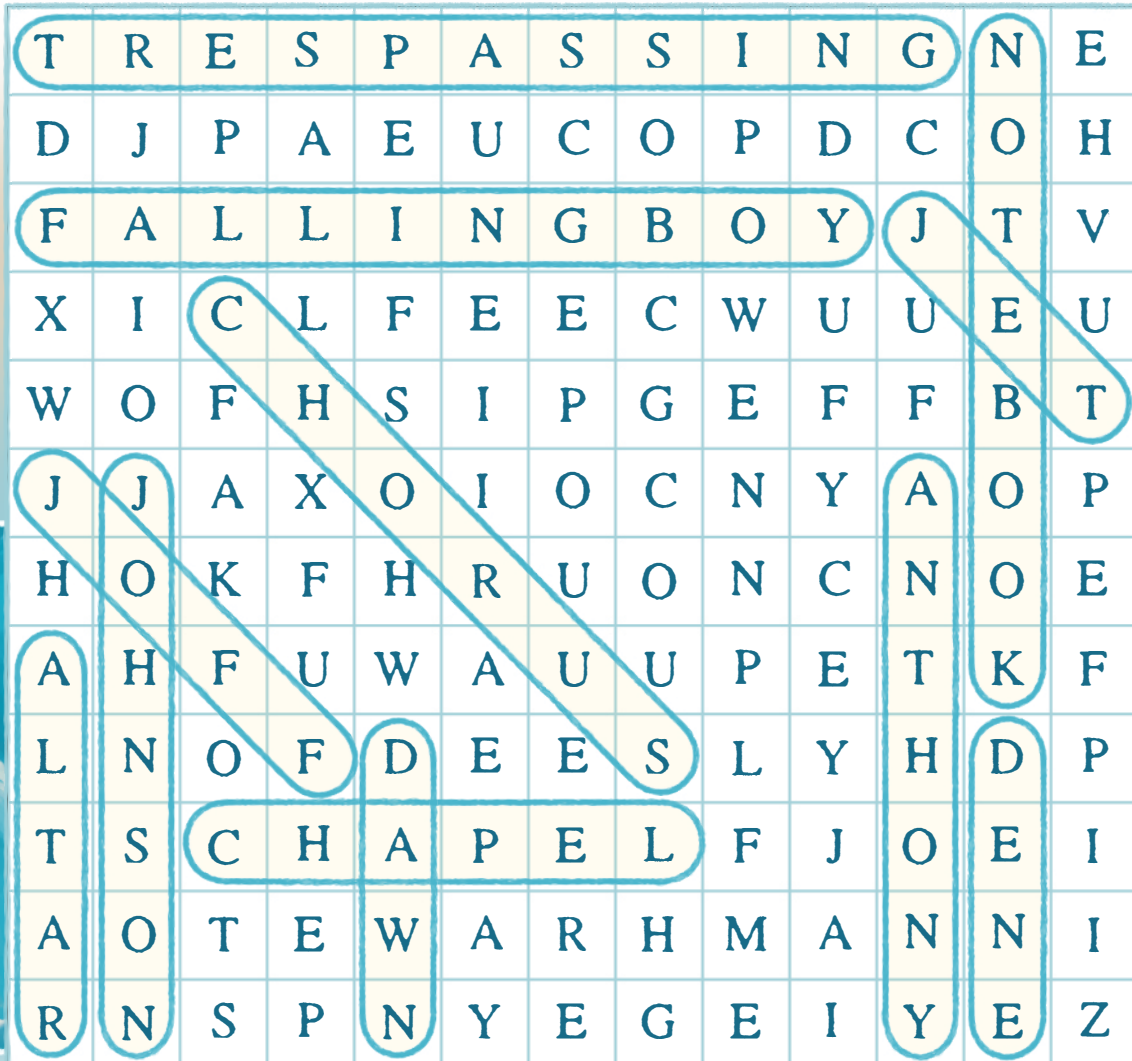


SCAN ME



# The Falling Boy

## Wordsearch



ALTAR

DAWN

JOFF

ANTHONY

DENE

JOHNSON

CHAPEL

FALLING BOY

NOTEBOOK

CHORUS

JET

TRESPASSING



SCAN ME

Discover more books at  
[HachetteChildrens.co.uk](http://HachetteChildrens.co.uk)



Discover more resources at  
[HachetteSchools.co.uk](http://HachetteSchools.co.uk)



SCAN ME

Resources created by



# Teacher's Pet



SCAN ME

Discover more books at  
[HachetteChildrens.co.uk](https://www.hachettechildrens.co.uk)



Discover more resources at  
[HachetteSchools.co.uk](https://www.hachetteschools.co.uk)



SCAN ME