

Monsieur Roscoe




Create your own postcard

**Create your own postcard and send it to a friend.
All you need to do is follow these simple instructions:**

Ask an adult to cut out the templates below and stick on to card. Then draw a picture of you having fun on the front and write a message on the other side. Add the address, affix a stamp and put in the post to a friend!

Large dashed rectangular box for drawing a picture of you having fun on the front of the postcard.

Back of the postcard template. On the left is the Monsieur Roscoe logo. On the right is a small rectangular box for a stamp and three horizontal lines for an address.



Activity inspired by *Monseieur Roscoe on Holiday*, available now


Monsieur Roscoe



Send a Monsieur Roscoe postcard





Monsieur Roscoe



Activity inspired by *Monseieur Roscoe on Holiday*, available now

Monsieur Roscoe

Colour in Monsieur Roscoe



Activity inspired by *Monseieur Roscoe on Holiday*, available now