

CELEBRATE 10 YEARS OF HUGLESS DOUGLAS

WORDSEARCH

CAN YOU FIND THESE WORDS IN THE GRID BELOW?

BUNNY

BEAR

OWL


COW

SHEEP

HUG




B	U	N	N	Y	A
C	M	H	P	V	S
E	C	A	U	D	H
I	O	Z	J	G	E
O	W	L	K	T	E
F	B	E	A	R	P




CELEBRATE 10 YEARS OF HUGLESS DOUGLAS

COLOUR IN!

COLOUR IN THE HUGS BELOW, THEN DRAW YOUR OWN HUG.




Sandwich Hug




Big Hug



Upside-Down Hug



Back-to-Front Hug



CELEBRATE 10 YEARS OF HUGLESS DOUGLAS

HOW TO DRAW DOUGLAS

FOLLOW THE STEPS BELOW TO DRAW YOUR VERY OWN DOUGLAS.



STEP 1:
EYES AND NOSE




STEP 2:
HEAD, HAIR
AND EYEBROWS



STEP 3:
FACE AND MOUTH




STEP 4:
SCARF




STEP 5:
ARMS AND FINGERS


DRAWING TIP:
It's a good idea to wobble the
line a little when you draw.
This will give the look of fur.




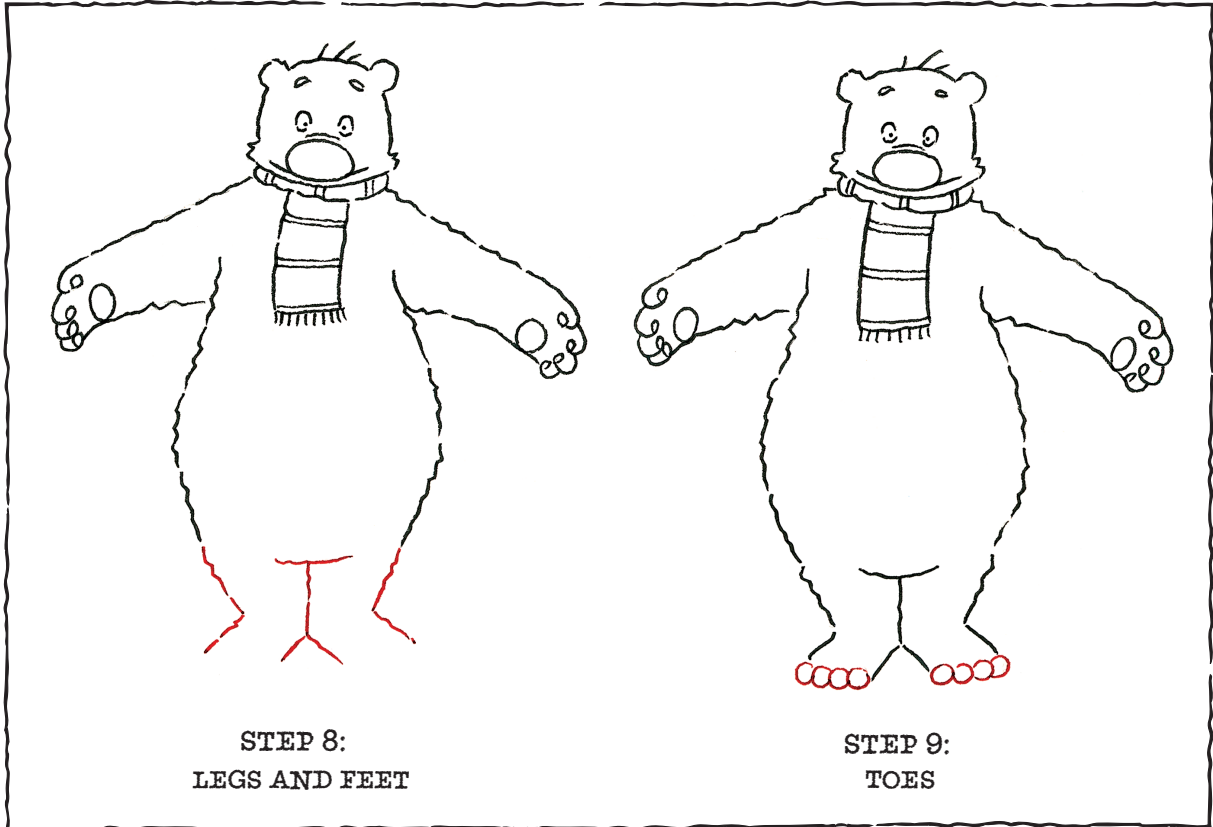
STEP 6:
UNDER ARMS AND
FINGER PADS



STEP 7:
BODY




CELEBRATE 10 YEARS OF HUGLESS DOUGLAS



DRAW HIM
HERE!


WELL DONE! NOW COLOUR
DOUGLAS IN AND HANG
HIM ON YOUR WALL.




CELEBRATE 10 YEARS OF HUGLESS DOUGLAS

DOUGLAS HAS UNRAVELLED HIS NEW HAT!

CAN YOU FOLLOW THE WOOLLY TRAILS AND SEE WHICH ONE LEADS TO THE HAT?



ACTIVITIES INSPIRED BY THE HUGLESS DOUGLAS BOOKS BY DAVID MELLING



CELEBRATE 10 YEARS OF HUGLESS DOUGLAS

LEARNING LETTERS

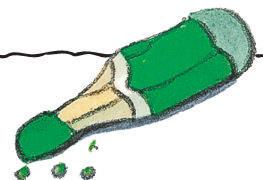

DOUGLAS AND HIS FRIENDS ARE LEARNING TO WRITE.
TRACE OVER THE LETTERS TO WRITE THEIR NAMES.

Rabbit

Owl


Little Sheep

Flossie



NOW WRITE YOUR NAME BELOW:

.....



CELEBRATE 10 YEARS OF HUGLESS DOUGLAS

HOLD YOUR OWN HUGLESS DOUGLAS BIRTHDAY PARTY TO CELEBRATE

WHY NOT CELEBRATE EVERYONE'S FAVOURITE BEAR'S SPECIAL DAY WITH A HUGLESS DOUGLAS PARTY! FOLLOW THESE SUGGESTIONS TO ENSURE YOUR PARTY IS LOTS OF FUN.


- Colour in and make the bunting in this activity pack and decorate the room with it
- Invite your child's favourite cuddly toys and make sure they all settle down together
 - Share a Hugless Douglas story together
- Draw pictures of Hugless Douglas and colour them in. You could even put them in the window for people to see on their daily walk
- Print off the activity sheets in this pack and complete them together

- Play one of these Hugless inspired games:

HUGLESS DOUGLAS SAYS: A Hugless Douglas version of Simon Says. Stand in front of your child/ren and give them an instruction. They must do as they are told, but only if you say "Hugless Douglas says..." first. If you don't say "Hugless Douglas says" before the instruction, the children must not do anything at all.

CHARADES: Pretend to be Hugless Douglas and act out different things that he does, like baking a cake, going to school, looking for a hug or playing hide and seek

PLAY HIDE-AND-SEEK: Take it in turns to hide a favourite toy around the house and see how quickly you can find it



CELEBRATE 10 YEARS OF HUGLESS DOUGLAS

MAKE YOUR OWN HUGLESS DOUGLAS BUNTING.

SIMPLY PRINT, COLOUR, CUT AND STAPLE TO STRING. MAKE SURE YOU ASK AN
ADULT TO CUT OUT YOUR BUNTING.

